

## Dressing The GuardianPICC™

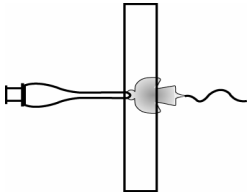


Figure: 1

Position the catheter tubing at a slight offset or curve.  
Anchor the catheter with a tape strip placed across the silicone *Angel* shaped disc.

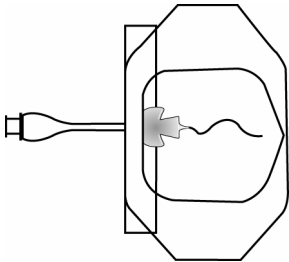


Figure: 2

Place the transparent dressing over the first strip of tape, *Angel*, exposed catheter tubing and the insertion site. Do not exceed the *Angel's Wings*.

♥ Remove backing of transparent dressing.

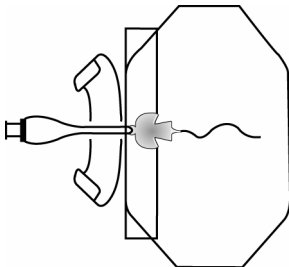


Figure: 3 & 4

Place the second strip of tape, sticky side up, half way under the extension tubing, above the *Angel*.

Using the Chevron Technique, the second strip of tape crosses over the *Angel*, on top of the transparent dressing.

Proper placement of this tape strip is essential to insure a mechanical fitting between the catheter and the dressing.

♥ This will help to prevent catheter migration.

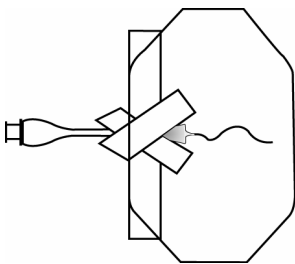


Figure: 5

Place the third strip of tape over the first and second strips of tape to help reinforce the Chevron Technique.

♥ Securing excessive length of catheter to prevent inward migration, is VERY difficult. This is why careful attention to proper measuring, trimming, care and maintenance of the catheter is so important.